


Optional Items



Rotary Attachment



MultiFOCUS



Laser Marker

GCC LaserPro

LFC D Desktop Workstation

Small and compact, make ideas happen

Specification	LFC D Desktop Workstation
Model	LFC D
Available Laser Marker	CIIA 12/30, CIIP12/30, CIIS 12/30
	IFII 20/30/50RMZ, IFII 20SHS, IFII 20/30/50JFL
	IFIIS 20/30/50JFL
	3DS
Scan Field	Max. 300 x 300 mm
Working Table Size	550 x 360 mm
Front Door	Automatic Door
Max. Loading (Z-axis Table)	25 kg
Z-axis Travel	80 - 620 mm
Safety Class	Class 1 laser product compliant with EN-60825-1 Class 2 laser product compliant with CDRH (LFC D + StellarMark C series) Class 3R laser product compliant with CDRH (LFC D + StellarMark I series/3DS series) Class 4 Laser Product Compliant with CDRH with the optional pass-through door module
Software	G-Mark / MM3D
Operating System	Win 7 / 8 / 10
Power Supply	AC Auto Switching 115 / 230V, 50-60Hz / Single Phase
Power Consumption	Max. 1240W
Operating Temperature	15°C~35°C
Operating Humidity	10 ~ 80% Non condensing
Dimension (L x W x H)	750(L) x 700(W) x 1000(H) mm 940(L) x 1020(W) x 1470(H) mm (with package)
N.W.	100 kg
G.W.	180 kg
Optional Item	Rotary Attachment
	MultiFOCUS
	Air Extraction System

Max. work piece size

C-Series				
Lens	Scan Area	Max. Work Piece Size		
		Length	Width	Height
10	10 x 10 mm	550 mm	360 mm	577 mm
50	50 x 50 mm			543 mm
70	70 x 70 mm			514 mm
140	140 x 140 mm			390 mm
140DL	140 x 140 mm			337 mm


I-series				
Lens	Scan Area	Max. Work Piece Size		
		Length	Width	Height
70	70 x 70 mm	550 mm	360 mm	485 mm
110	110 x 110 mm			405 mm
180	180 x 180 mm			304 mm
300	300 x 300 mm			53 mm

* Above specifications are subject to change without further notices. See dealer or visit <http://www.GCCworld.com> for more details.
* All above spot size will be material dependent.

Authorized Dealer



www.GCCworld.com



- Class 1 safety and MD (machine directive) certified for Industrial professions who care for operators' safety during laser processing
- Wide range of configurations for automation and applications
- Removable side panels for long objects
- Ideal for large objects or batch marking
- Easy setup and operation
- Sturdy and rigid steel chassis to meet industrial requirements
- Compatible with all GCC LaserPro StellarMark C (12W/30W), I, and 3DS series markers




GCC Headquarters 4F-1., No.236, Fude 2nd Rd., Xizhi Dist., New Taipei City 22151, Taiwan 886-2-6616-6692 Fax : 886-2-2694-6875
 GCC China No.1, Chen Feng Road, Yushan, Kunshan, Jiangsu 215300, China 86-512-5726-1515 Fax : 86-512-5726-1518
 GCC Europe B.V. Eglantierbaan 43-45, 2908 LV, Capelle a/d IJssel, The Netherlands 31-10-458-9367
 GCC America, Inc 20453 E Valley Blvd. Walnut, CA 91789, USA 1-909-718-0248 Fax : 1-909-718-0251
 US & Canada Only Toll Free: 1-888-284-5211



Laser Marker

GCC LaserPro LFC D Desktop Workstation





LFC D Desktop Workstation

GCC LaserPro LFC D is a desktop workstation for laser markers. The industry-level equipment has many advanced features such as an anti-trapping door, key switch, user-level control, pass-through, etc. and meets customers' needs completely. LFC D is considered a class 1 device to keep operators safe and sound and, therefore, the best industrial solution.

300x300 mm Standard Table

Standard table with matrix M6 circular slots for fixture mounting; work piece setup could not be easier than this.




Automatic and Anti-Trapping Safety Door

Automatically controlled front door opens and closes to secure safe operation.

Pass-through Side Panel

Removable side doors allow user to process long work pieces with ease for greater business flexibility.




Electronic Z Axis

Electronically controlled Z up and down buttons make it easy to fine tune the focus.

Internal Illumination

LED illuminates the working space for clear view of work in process.




Emergency Stop

Big red button on the right of machine allows operators to stop the laser and AC power immediately for much safer operation.

Key Switch

Key Switch manages different authority levels between Service Mode and Operator Mode to prevent unauthorized access to the production setups.



MultiFOCUS Function (Optional Item)

MultiFOCUS function allows user to define multiple focal distances at once according to the object height and Z-axis automatically adjusts accordingly, eliminating the frequent needs to set focal distance.